


## WIRING DIAGRAM



• SHLX-PV2/2

Accessories in Combiner box			SHLX-PV1/1	SHLX-PV2/2
ITEM	NAME	SPECIFICATIONS	QTY	QTY
1	Fuse Holder	SRD-30 DC1000V	2	4
2	Fuse Link	15A DC1000V	2	4
3	DC Circuit Breaker	SL7-63 2P 16A DC550V	1	2
4	DC Surge Protection	SUP2H-PV 2P DC500V 20-40KA	1	2
5	AC Circuit Breaker	SCB8-63 2P 32A AC400V	1	1
6	AC Isolate Switch	SC8G-63 2P 63A AC400V	1	1
7	AC Surge Protection	SUP1-40 2P AC275V 20-40KA	1	1

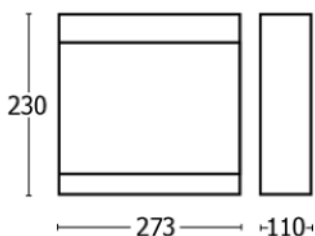
# SHLX COMBINER BOX



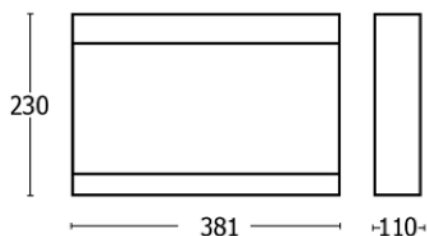
## SPECIFICATIONS

Model	SHLX-PV1/1	SHLX-PV2/2
<b>Electric Parameter</b>		
System Maximum DC Voltage	550	
Maximum Input Current for Each String	15A	
Maximum Input Strings	1	2
Maximum Output Switch Current	16A/20A	20A/32A
Number of Inverter MPPT	1	2
Number of Output Strings	1	2
<b>Lightning Protection</b>		
Category of Test	II grade protection	
Nominal Discharge Current	20kA	
Maximum Discharge Current	40kA	
Voltage Protection Level	2.8kV	
Maximum Continuous Operating Voltage U <sub>c</sub>	630V	
Pole	2P	
Structure Characteristic Structure	Plug-push module	
<b>System</b>		
Protection Grade	IP65	
Output Switch	DC Circuit breaker	
SMC4 Waterproof Connectors	Standard	
PV DC Fuse	Standard	
PV Surge Protection	Standard	
Monitoring Module	Optional	
Preventing Diode	Optional	
Box Material	PVC	
Installation Method	Wall mounting type	
Operating Temperature	-25°C~+55°C	
Elevation of Temperature	2km	
Permissible Relative Humidity	0-95%, no condensation	
<b>Price</b>	<b>3,900.-</b>	<b>5,800.-</b>

## DIMENSIONS (mm)



• SHLX-PV1/1 AC DC COMBINER BOX for 1.5/3/5KW(1MPPT)



• SHLX-PV2/2 AC DC COMBINER BOX for 1.5/3/5KW(2MPPT)